

# Transglutaminase 2 monoclonal antibody (419)

Transglutaminases are enzymes that catalyze the crosslinking of proteins by epsilon-gamma glutamyl lysine isopeptide bonds. While the primary structure of transglutaminases is not conserved, they all have the same amino acid sequence at their active sites and their activity is calcium-dependent. The protein encoded by this gene acts as a monomer, is induced by retinoic acid, and appears to be involved in apoptosis. Finally, the encoded protein is the autoantigen implicated in celiac disease. The identification of transglutaminase as the main antigen of endomysium antibodies allows a new diagnostic approach to celiac disease (CD), a genetic, immunologically mediated small bowel enteropathy that causes malabsorption. TGase II is implicated in programmed cell death, signal transduction, drug-resistance, cell growth, endocytosis, insulin secretion, cell adhesion, cataract formation, and wound healing.

This antibody is covered by our [Worry-Free Guarantee](#).


## Ordering Information

[Order Online »](#)

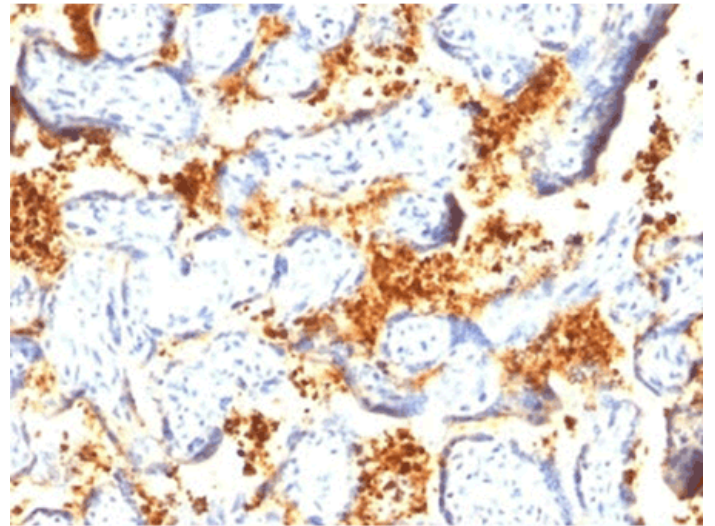
ENZ-ABS764-0100	100µg
-----------------	-------

## Manuals, SDS & CofA

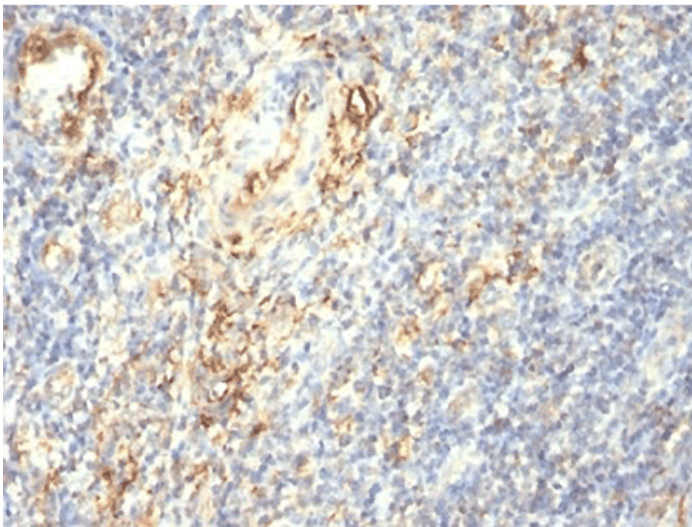
[View Online »](#)



SDS-PAGE Analysis of Purified Transglutaminase 2 Antibody



IHC Formalin-fixed, paraffin-embedded human placenta stained with Transglutaminase 2 antibody.



IHC Formalin-fixed, paraffin-embedded human tonsil stained with Transglutaminase 2 antibody

## Handling & Storage

Handling	Avoid freeze/thaw cycles.
Long Term Storage	-20°C
Shipping	Blue Ice

## Regulatory Status

RUO - Research Use Only

## Product Details

Alternative Name	Tissue transglutaminase, TGase 2, Protein-glutamine $\gamma$ -glutamyltransferase
Application	IHC
Clone	419
Formulation	Liquid. In 1X PBS containing 0.1 mg/ml BSA and 0.05% sodium azide.
Host	Mouse
Immunogen	Recombinant full-length human protein was used as the immunogen for the Transglutaminase 2 antibody.
Isotype	IgG2ak
Purity Detail	Protein G affinity purified
Species Reactivity	Human
Specificity	Recognizes a 77-85kDa protein, identified as cellular or tissue transglutaminase II (TGase II).
UniProt ID	P21980
Worry-free Guarantee	This antibody is covered by our <a href="#">Worry-Free Guarantee</a> .



ENZO LIFE SCIENCES,  
INC.  
Phone: 800.942.0430  
[info-  
usa@enzolifesciences.com](mailto:info-usa@enzolifesciences.com)

European Sales Office  
ENZO LIFE SCIENCES  
(ELS) AG  
Phone: +41 61 926 8989  
[info-  
eu@enzolifesciences.com](mailto:info-eu@enzolifesciences.com)

Belgium, The Netherlands  
& Luxembourg  
Phone: +32 3 466 0420  
[info-  
be@enzolifesciences.com](mailto:info-be@enzolifesciences.com)

France  
Phone: +33 472 440 655  
[info-  
fr@enzolifesciences.com](mailto:info-fr@enzolifesciences.com)

Germany  
Phone: +49 7621 5500 526  
[info-  
de@enzolifesciences.com](mailto:info-de@enzolifesciences.com)

UK & Ireland  
Phone (UK customers):  
0845 601 1488  
Phone: +44 1392 825900  
[info-  
uk@enzolifesciences.com](mailto:info-uk@enzolifesciences.com)