

TIM-3 monoclonal antibody (1B10)

The immune checkpoint protein TIM3 is a member of the immunoglobulin superfamily and TIM family of proteins. It is a Th1-specific cell surface protein that regulates macrophage activation and negatively regulates Th1-mediated auto- and alloimmune responses, and is also highly expressed on regulatory T cells, monocytes, macrophages, and dendritic cells. TIM3 and PD-1 are co-expressed on most CD4 and CD8 T cells infiltrating solid tumors or in hematologic malignancy in mice. Blocking TIM3 in conjugation with a PD-1 blockade increases the functionality of exhausted T cells and synergizes with to inhibit tumor growth.

This antibody is covered by our [Worry-Free Guarantee](#).

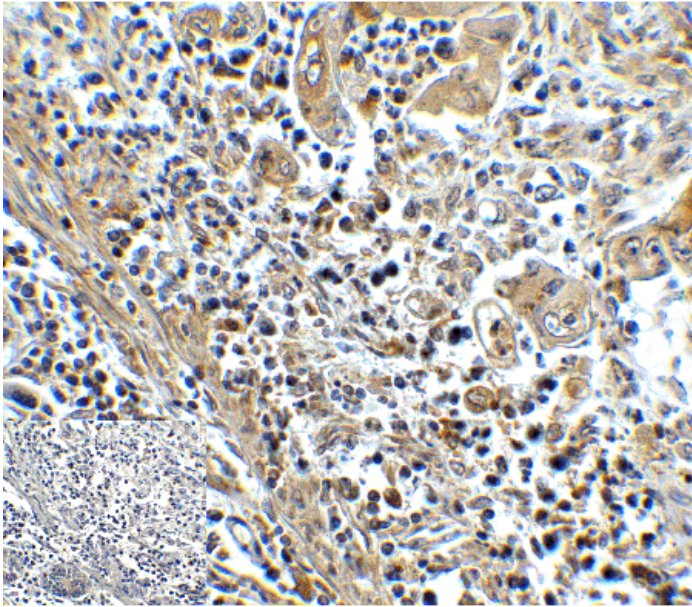
Ordering Information

[Order Online »](#)

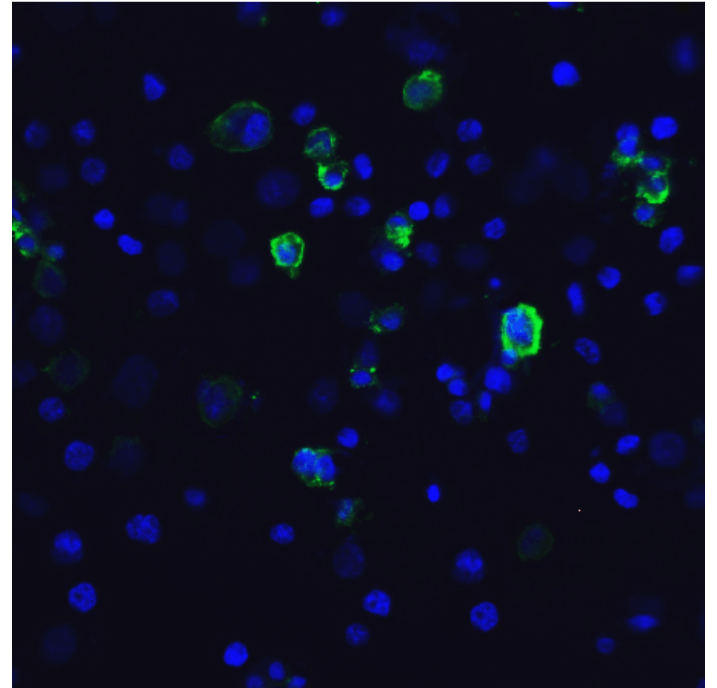
ENZ-ABS702-0100	100µg
-----------------	-------

Manuals, SDS & CofA

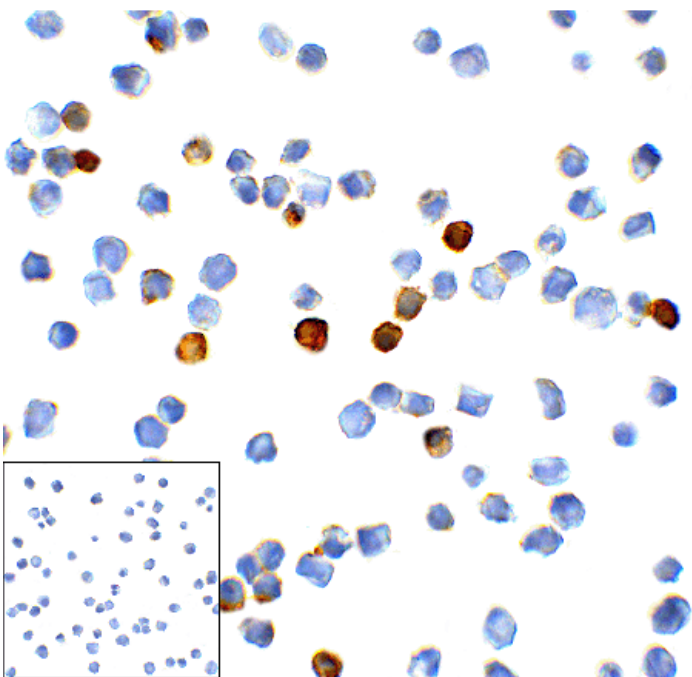
[View Online »](#)



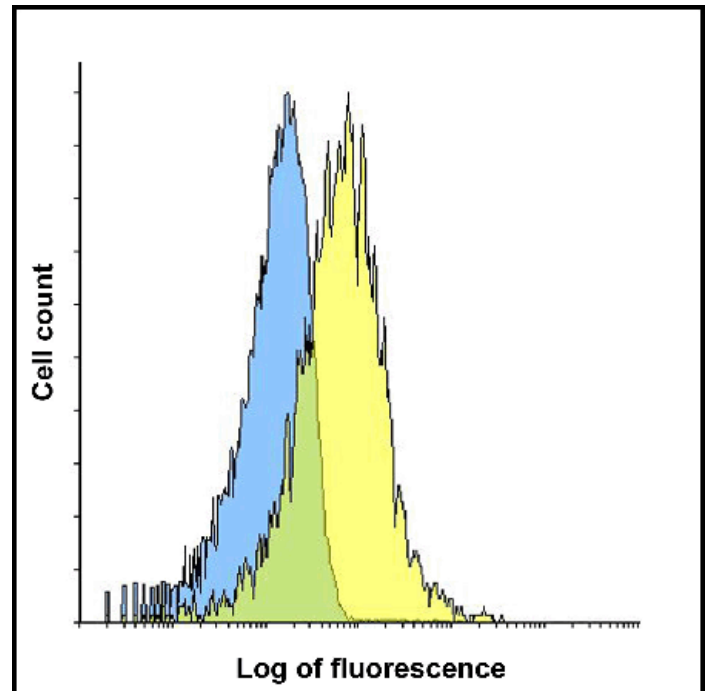
Immunohistochemistry of TIM-3 in human colon carcinoma tissue with TIM-3 antibody at 5 $\mu\text{g}/\text{mL}$.



Immunofluorescence of TIM-3 in transfected HEK293 cells with TIM-3 antibody at 10 $\mu\text{g}/\text{mL}$. Green: TIM-3 Antibody [1B10] Blue: DAPI staining



Immunocytochemistry of TIM-3 in transfected HEK293 cells with TIM-3 antibody at 1 $\mu\text{g}/\text{mL}$. Lower left: Immunocytochemistry in transfected HEK293 cells with control mouse IgG antibody at 1 $\mu\text{g}/\text{mL}$.



Flow cytometry analysis of TIM-3 overexpressing HEK293 cells using TIM-3 antibody and control mouse IgG antibody at 0.1 $\mu\text{g}/\text{mL}$. Blue: Untransfected HEK293 cells. Yellow: TIM-3 overexpressing HEK293 cells.

Handling & Storage

Use/Stability	Stable for at least 1 year after receipt when stored as recommended.
Handling	Avoid freeze/thaw cycles.
Long Term Storage	-20°C
Shipping	Blue Ice

Regulatory Status

RUO - Research Use Only

Product Details

Alternative Name	CD366, TIMD3
Application	Flow Cytometry, ICC, IF, IHC (PS), WB
Clone	1B10
Formulation	Liquid. In PBS containing 0.02% sodium azide and 50% glycerol.
Host	Mouse
Immunogen	Extracellular domain of human TIM-3.
Isotype	IgG1k
Purity Detail	Protein A affinity purified.
Species Reactivity	Human
UniProt ID	Q8TDQ0
Worry-free Guarantee	This antibody is covered by our Worry-Free Guarantee

Last modified: May 29, 2024



ENZO LIFE SCIENCES,
INC.
Phone: 800.942.0430
[info-
usa@enzolifesciences.com](mailto:info-usa@enzolifesciences.com)

European Sales Office
ENZO LIFE SCIENCES
(ELS) AG
Phone: +41 61 926 8989
[info-
eu@enzolifesciences.com](mailto:info-eu@enzolifesciences.com)

Belgium, The Netherlands
& Luxembourg
Phone: +32 3 466 0420
[info-
be@enzolifesciences.com](mailto:info-be@enzolifesciences.com)

France
Phone: +33 472 440 655
[info-
fr@enzolifesciences.com](mailto:info-fr@enzolifesciences.com)

Germany
Phone: +49 7621 5500 526
[info-
de@enzolifesciences.com](mailto:info-de@enzolifesciences.com)

UK & Ireland
Phone (UK customers):
0845 601 1488
Phone: +44 1392 825900
[info-
uk@enzolifesciences.com](mailto:info-uk@enzolifesciences.com)