POLYVIEW® PLUS Universal Tyramide Kit (SEEBRIGHT® Yellow 532)

Polymer-based TSA detection kit that amplifies weak signals from low-expressing targets by 10–100x over conventional IF. Universal HRP reagent detects both mouse and rabbit primary antibodies. Includes Antibody Stripping Buffer for sequential multiplex IHC, ISH, and combined ISH/IHC — up to 6 SEEBRIGHT® Dye-Tyramide colors + DAPI on a single FFPE slide.

The POLYVIEW® PLUS Universal Tyramide Kit is a tyramide signal amplification (TSA) system designed for highly sensitive immunofluorescence (IF), immunohistochemistry (IHC) and *in situ* hybridization (ISH) detection of low-to-moderate-abundance targets. The system combines polymer-based HRP-conjugated secondary detection with tyramide-mediated covalent deposition of fluorescent dyes, delivering significantly enhanced sensitivity compared to conventional detection methods. POLYVIEW® PLUS Universal Tyramide Kit contains POLYVIEW®-PLUS Universal HRP Reagent that has been developed by directly labeling anti-mouse and anti-rabbit immunoglobulins with enzymes using a proprietary tandem hyper-labelling technology in a ready-to-use format. This kit includes SEEBRIGHT® Yellow 532 Dye-Tyramide (Ex/Em: 524/547 nm), which produces a Yellow fluorescent signal upon HRP-catalyzed covalent deposition at the antigen site. The included 1X Antibody Stripping Buffer enables sequential multiplex staining — strip and reprobe the same tissue section with up to 6 different markers in a single day.

Tyramide Signal Amplification (TSA) is a powerful enzyme-mediated detection method that utilizes horseradish peroxidase (HRP) to catalyze the deposition and covalent binding of tyramide-conjugated fluorophores directly at the site of the target antigen or nucleic acid. This covalent bond enables sequential rounds of antibody stripping and reprobing on the same tissue section without loss of previously deposited signal — the foundation of multiplex IF/IHC. The POLYVIEW® PLUS system combines a proprietary polymer-HRP secondary reagent with SEEBRIGHT® Dye-Tyramide fluorophores. The polymer backbone directly labels anti-mouse and anti-rabbit immunoglobulins with HRP using Enzo's proprietary tandem hyper-labelling technology, providing significantly higher signal-to-noise ratios compared to traditional streptavidin-biotin detection systems. Six spectrally distinct SEEBRIGHT® Dye-Tyramide colors are available (Aqua 431, Green 488, Yellow 532, Gold 550, Red 594, Deep Red 650), enabling up to 6-plex detection combined with DAPI nuclear counterstain for a total of 7 channels on a single tissue section.

Ordering Information

Order Online »

ENZ-KIT261-150	150Reactions

- **Ultrasensitive TSA Detection** — HRP-catalyzed covalent deposition of fluorescent tyramide for detection of low-to-moderate-abundance targets
- **Up to 6-plex Multiplex** — Sequential antibody stripping and reprobing on a single FFPE tissue section; 6 colors + DAPI = 7 channels
- **Universal HRP Polymer** — Detects both mouse and rabbit primary antibodies with a single secondary reagent using proprietary tandem hyper-labelling technology
- **Non-Biotinylated System** — Polymer-based detection eliminates endogenous biotin interference common in streptavidin-biotin systems
- **Antibody Stripping Buffer Included** — Gentle yet effective removal of primary and secondary antibodies between rounds; covalently deposited tyramide signal is retained
- **FFPE & Fixed Cell Compatible** — Optimized for formalin-fixed paraffin-embedded tissues; also works on fixed cells
- **Combined ISH/IHC Multiplex** — Compatible with AMPIVIEW® RNA Probes for simultaneous

Manuals, SDS & CofA

View Online »

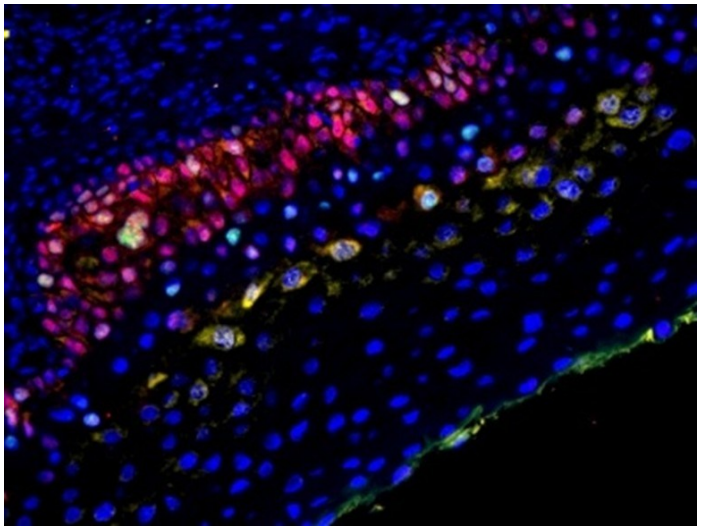

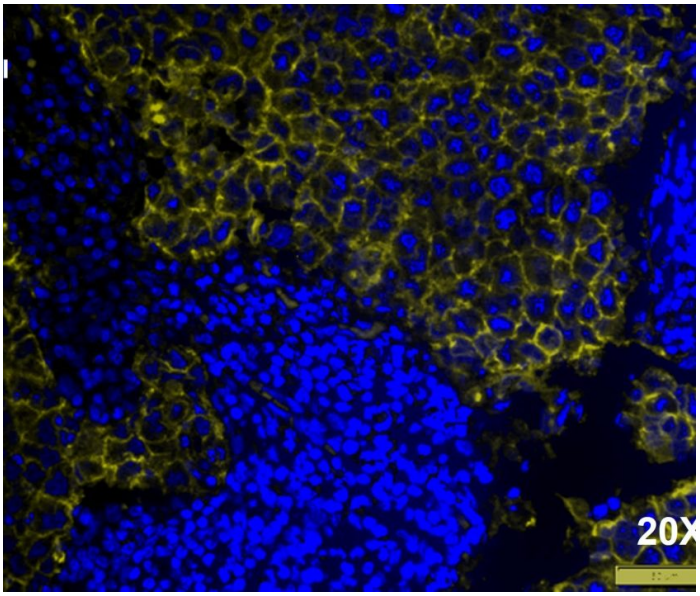
20X

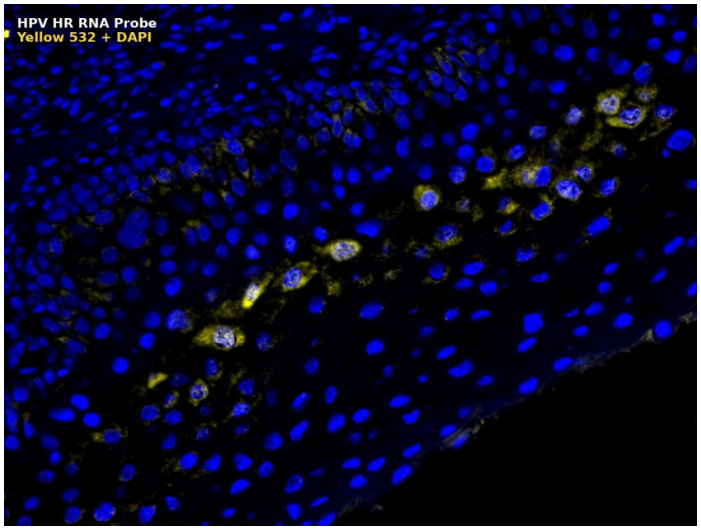
HPV HR RNA Probe
Yellow 532 + DAPI

Handling & Storage

Use/Stability

Upon receipt, store all of the kit components at 2°C to 8°C. Do not freeze. Follow storage instructions provided with the product. These products are stable under these conditions up to the expiration date indicated in the vial label.

Handling

Allow all components to reach room temperature (20-30°C) before beginning the test procedure. 1X Antibody Stripping Buffer may become turbid when stored in the refrigerator. Allow it to equilibrate to room temperature before starting the assay.

Short Term Storage

2–8°C

Long Term Storage

2–8°C

Shipping

Cold Pack

Regulatory Status

RUO - Research Use Only

Product Details

Application

Fluorescent detection, IF, IHC, ISH, Multiplexing (in situ hybridization)

Contents

1 x 45 mL 1X TSA Reaction Buffer
1 x 15 mL POLYVIEW® PLUS Universal HRP Reagent
1 x 15 mL 1X Antibody Stripping Buffer
1 x 150 µL 30% Hydrogen Peroxide Solution
1 x 150 µL SEEBRIGHT® Yellow 532 Dye-Tyramide Solution

Disclaimer

For Research Use Only. Not for use in diagnostic procedures.

Quantity

150 reactions

ENZO LIFE SCIENCES, INC.
Phone: 800.942.0430
info-usa@enzolifesciences.com

European Sales Office
ENZO LIFE SCIENCES (ELS) AG
Phone: +41 61 926 8989
info-eu@enzolifesciences.com

Belgium, The Netherlands & Luxembourg
Phone: +32 3 466 0420
info-be@enzolifesciences.com

France
Phone: +33 472 440 655
info-fr@enzolifesciences.com

Germany
Phone: +49 7621 5500 526
info-de@enzolifesciences.com

UK & Ireland
Phone (UK customers): 0845 601 1488
Phone: +44 1392 825900
info-uk@enzolifesciences.com

For local distributors and detailed product information visit us online: enzo.com All product names, logos, and brands are the property of their respective owners.