

PCSK9 polyclonal antibody

This antibody is covered by our [Worry-Free Guarantee](#).

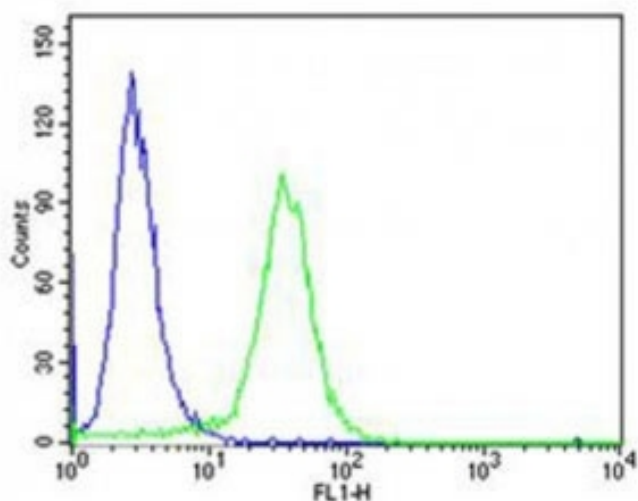
Ordering Information

[Order Online »](#)

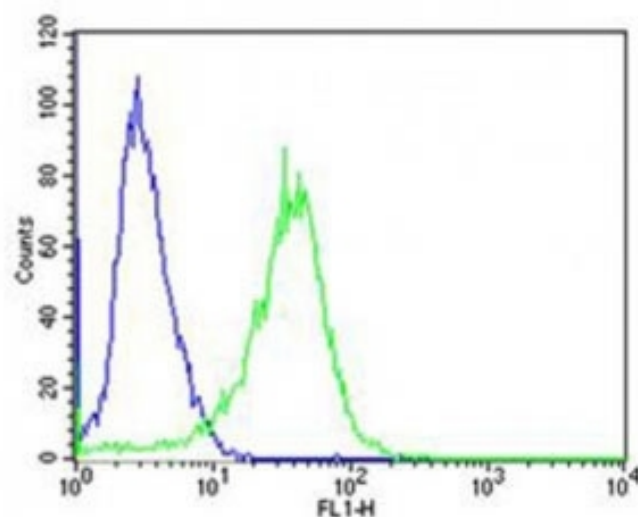
ENZ-ABS909-0400	0.4ml
-----------------	-------

Manuals, SDS & CofA

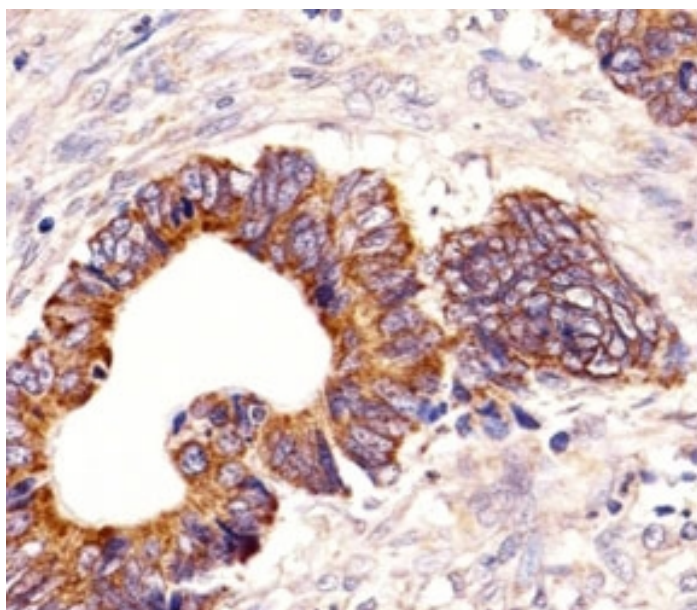
[View Online »](#)



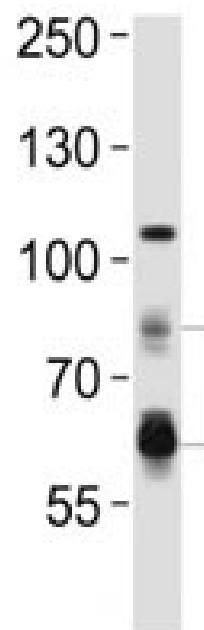
Flow cytometric analysis of HeLa cells using PCSK9 antibody (green) compared to an isotype control of rabbit IgG (blue); Ab was diluted at 1:25 dilution. An Alexa Fluor 488 goat anti-rabbit IgG was used as the secondary Ab.




Flow cytometric analysis of A431 cells using PCSK9 antibody (green) compared to an isotype control of rabbit IgG (blue). Ab was diluted at 1:25 dilution. An Alexa Fluor 488 goat anti-rabbit IgG was used as the secondary Ab.



Immunohistochemical analysis of paraffin-embedded human colorectal carcinoma section using PCSK9 antibody



Western blot analysis of lysate from HeLa cell line using PCSK9 antibody. Predicted size: Pro/mature ~74/64 kDa



Western blot analysis of lysate from HepG2, HeLa, SW480 cell line using PCSK9 antibody. Predicted size: Pro/mature ~74/64 kDa



Western blot analysis of lysate from SW480 cell line using PCSK9 antibody. Predicted size: Pro/mature ~74/64 kDa

Handling & Storage

Handling	Aliquot the PCSK9 antibody and store frozen at -20°C or colder. Avoid freeze/thaw cycles.
Long Term Storage	-20°C
Shipping	Blue Ice

Regulatory Status

RUO - Research Use Only

Product Details

Alternative Name	Proprotein convertase subtilisin/kexin type 9, Neural apoptosis-regulated convertase 1, NARC-1, Proprotein convertase 9, PC9
Application	ELISA, Flow Cytometry, IHC, WB
Formulation	Liquid. In 1X PBS, pH 7.4, containing 0.09% sodium azide.
Host	Rabbit
Immunogen	Human PCSK9 (aa 144-173).
Isotype	Ig
Purity Detail	Antigen affinity.
Recommendation Dilutions/Conditions	Flow Cytometry (1:25)Immunohistochemistry (paraffin sections) (1:25)Western blot (1:1,000)Suggested dilutions/conditions may not be available for all applications.Optimal conditions must be determined individually for each application.
Species Reactivity	Human
UniProt ID	Q8NBP7

Worry-free Guarantee

This antibody is covered by our [Worry-Free Guarantee](#)



ENZO LIFE SCIENCES,
INC.
Phone: 800.942.0430
[info-
usa@enzolifesciences.com](mailto:info-usa@enzolifesciences.com)

European Sales Office
ENZO LIFE SCIENCES
(ELS) AG
Phone: +41 61 926 8989
[info-
eu@enzolifesciences.com](mailto:info-be@enzolifesciences.com)

Belgium, The Netherlands
& Luxembourg
Phone: +32 3 466 0420
[info-
fr@enzolifesciences.com](mailto:info-fr@enzolifesciences.com)

France
Phone: +33 472 440 655
[info-
de@enzolifesciences.com](mailto:info-de@enzolifesciences.com)

Germany
Phone: +49 7621 5500 526
[info-
uk@enzolifesciences.com](mailto:info-uk@enzolifesciences.com)

UK & Ireland
Phone (UK customers):
0845 601 1488
Phone: +44 1392 825900
[info-
uk@enzolifesciences.com](mailto:info-uk@enzolifesciences.com)

Last modified: July 12, 2024

For local distributors and detailed product information visit us online: enzo.com All product names, logos, and brands are the property of their respective owners.