

Myostatin polyclonal antibody

This antibody is covered by our [Worry-Free Guarantee](#).

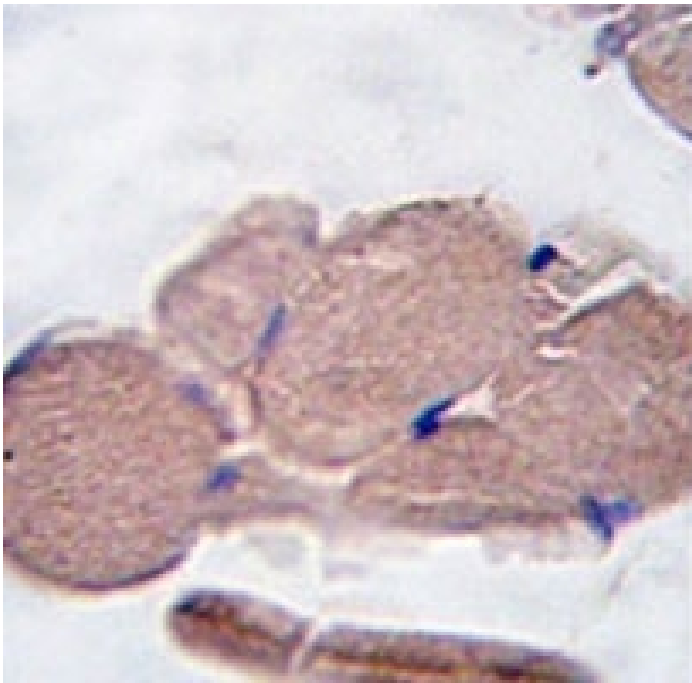
Ordering Information

[Order Online »](#)

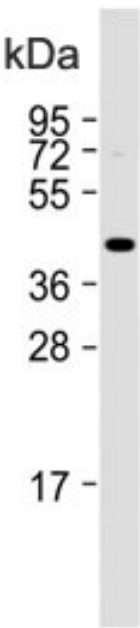
ENZ-ABS906-0200	0.2ml
-----------------	-------

Manuals, SDS & CofA

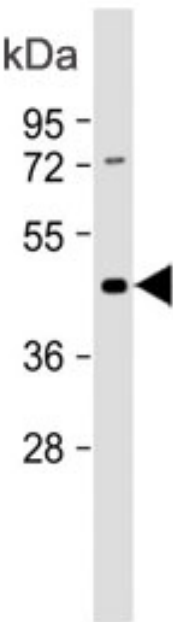
[View Online »](#)




IHC analysis of FFPE human skeletal muscle tissue stained with Myostatin antibody



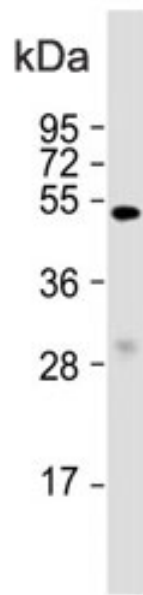
Western blot testing of human skeletal muscle tissue lysate with Myostatin antibody. Predicted molecular weight ~43 kDa.



Western blot testing of human heart tissue lysate with Myostatin antibody. Predicted molecular weight ~43 kDa.



Western blot testing of human 1) HeLa and 2) K562 cell lysate with Myostatin antibody. Predicted molecular weight ~43 kDa.



Western blot testing of mouse liver tissue lysate with Myostatin antibody. Predicted molecular weight ~43 kDa.

Handling & Storage

Handling	Aliquot the Myostatin antibody and store frozen at -20°C or colder. Avoid freeze/thaw cycles.
Long Term Storage	-20°C
Shipping	Blue Ice

Regulatory Status

RUO - Research Use Only

Product Details

Alternative Name	Growth/differentiation factor 8, GDF-8
Application	ELISA, IHC, WB
Formulation	Liquid. In 1X PBS, pH 7.4, containing 0.09% sodium azide.
Host	Rabbit
Immunogen	Human myostatin (aa 9-38).
Isotype	Ig
Purity Detail	Purified.
Recommendation Dilutions/Conditions	Immunohistochemistry (paraffin sections) (1:50)Western blot (1:1,000)Suggested dilutions/conditions may not be available for all applications.Optimal conditions must be determined individually for each application.
Species Reactivity	Human, Mouse
UniProt ID	O14793
Worry-free Guarantee	This antibody is covered by our Worry-Free Guarantee