

eIF2 α polyclonal antibody

EIF-2 α , also known as eukaryotic translation initiation factor 2 α , promotes the binding of the initiator tRNA to the 40S ribosomal subunits and controls translational rates via phosphorylation/dephosphorylation mechanisms. The double-stranded RNA (dsRNA)-activated protein kinase (PKR) provides an important control in the regulation of protein synthesis initiation through the phosphorylation of eIF-2 α . Phosphorylated eIF-2 α inhibits cell growth and induces apoptosis. Phosphorylation of eIF-2 α occurs under a variety of conditions including viral infection, apoptosis, nutrient deprivation, heme-deprivation, and certain stresses. EIF-2 exists as a heterotrimeric protein composed of 3 nonidentical subunits, alpha (36 kDa), beta (38 kDa), and gamma (52 kDa).

This antibody is covered by our [Worry-Free Guarantee](#).

Citations: 9

[View Online »](#)

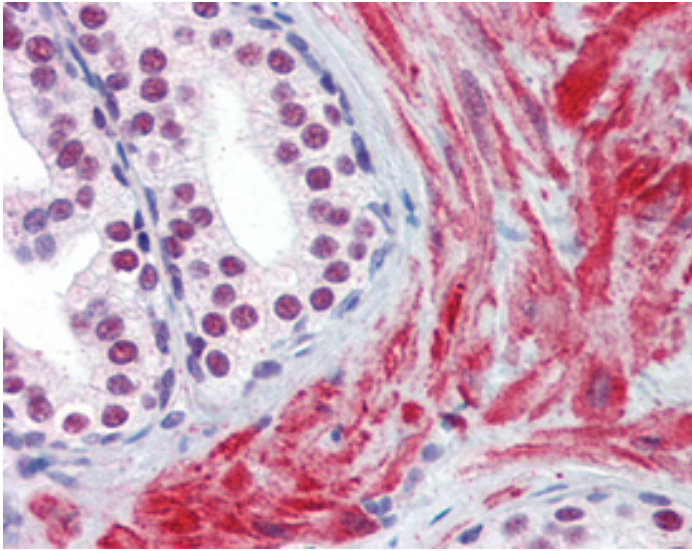
Ordering Information

[Order Online »](#)

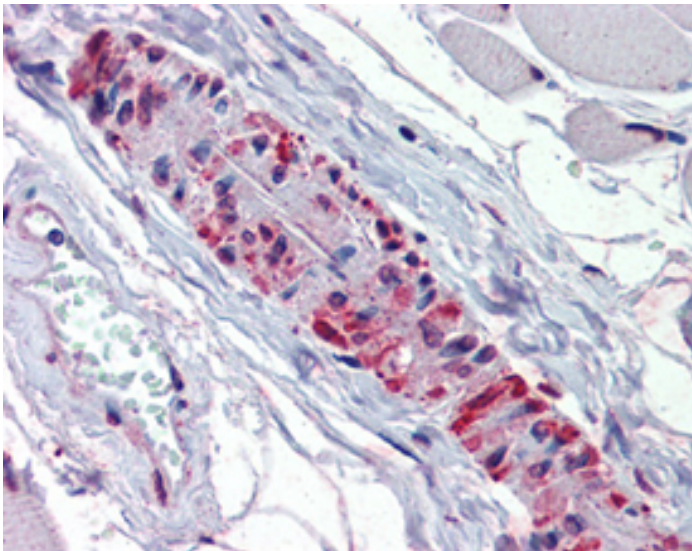
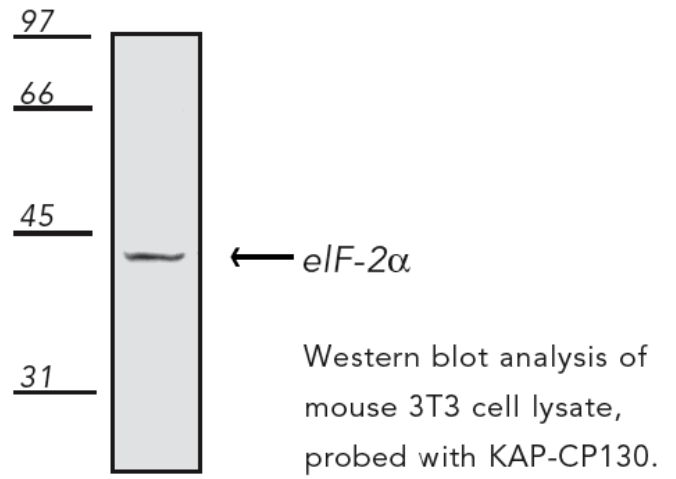
ADI-KAP-CP130-D	50 μ g
ADI-KAP-CP130-F	200 μ g

Manuals, SDS & CofA

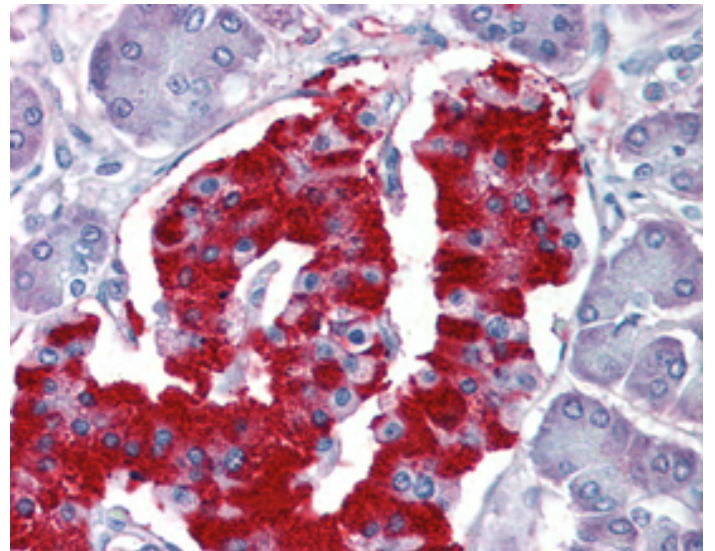
[View Online »](#)



IHC Analysis: Human vessel tissue stained with eIF2 α , pAb at 10 μ g/ml.



IHC Analysis: Human pancreas tissue stained with eIF2 α , pAb at 10 μ g/ml.



IHC Analysis: Human prostate tissue stained with eIF2 α , pAb at 10 μ g/ml.

Handling & Storage

Handling Avoid freeze/thaw cycles.

Long Term Storage -20°C

Shipping Blue Ice

Regulatory Status RUO - Research Use Only

Product Details

Alternative Name Eukaryotic translation initiation factor 2 subunit α

Application ICC, IHC (PS), WB

Application Notes Detects a band of ~36kDa by Western blot.

Formulation Liquid. In PBS, pH 7.2, containing 0.09% sodium azide and 50% glycerol.

Host Rabbit

Immunogen Synthetic peptide corresponding to a portion of rat eIF2- α .

Purity Detail Immunoaffinity purified.

Recommendation Western Blot (1 μ g/ml, ECL)Suggested dilutions/conditions may not be available for all applications.Optimal conditions must be determined individually for each application.

Source Purified from rabbit serum.

Species Reactivity Bovine, Dog, Guinea pig, Hamster, Human, Monkey, Mouse, Porcine, Rabbit, Rat, Sheep

UniProt ID P68101

Worry-free Guarantee This antibody is covered by our [Worry-Free Guarantee](#).



ENZO LIFE SCIENCES,
INC.
Phone: 800.942.0430
[info-
usa@enzolifesciences.com](mailto:info-usa@enzolifesciences.com)

European Sales Office
ENZO LIFE SCIENCES
(ELS) AG
Phone: +41 61 926 8989
[info-
eu@enzolifesciences.com](mailto:info-be@enzolifesciences.com)

Belgium, The Netherlands
& Luxembourg
Phone: +32 3 466 0420
[info-
be@enzolifesciences.com](mailto:info-be@enzolifesciences.com)

France
Phone: +33 472 440 655
[info-
fr@enzolifesciences.com](mailto:info-fr@enzolifesciences.com)

Germany
Phone: +49 7621 5500 526
[info-
de@enzolifesciences.com](mailto:info-de@enzolifesciences.com)

UK & Ireland
Phone (UK customers):
0845 601 1488
Phone: +44 1392 825900
[info-
uk@enzolifesciences.com](mailto:info-uk@enzolifesciences.com)