

Csf1r polyclonal antibody

This antibody is covered by our [Worry-Free Guarantee](#).

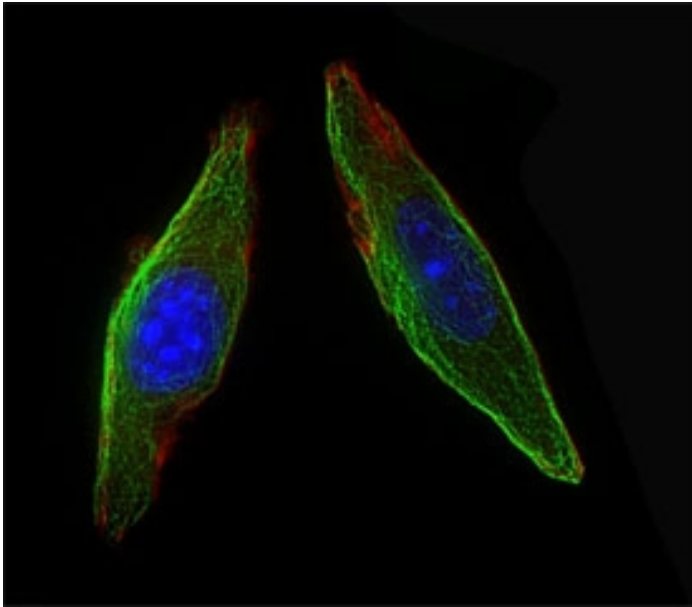
Ordering Information

[Order Online »](#)

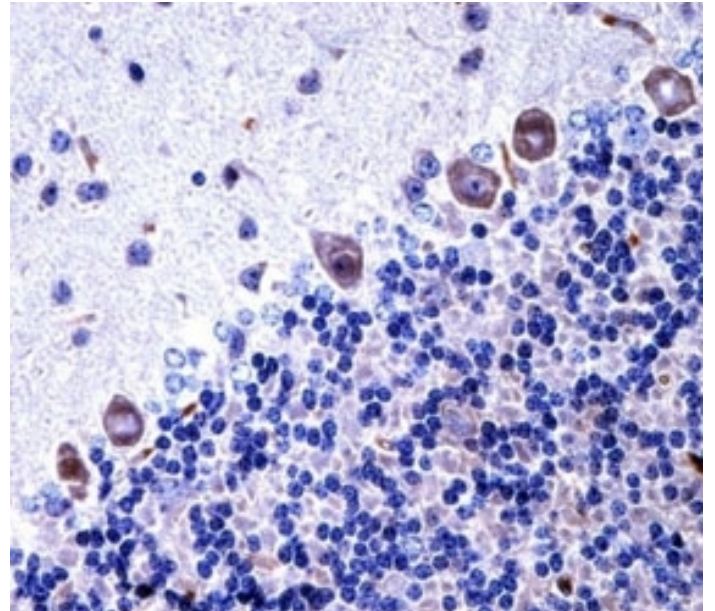
| | |
|-----------------|-------|
| ENZ-ABS885-0400 | 0.4ml |
|-----------------|-------|

Manuals, SDS & CofA

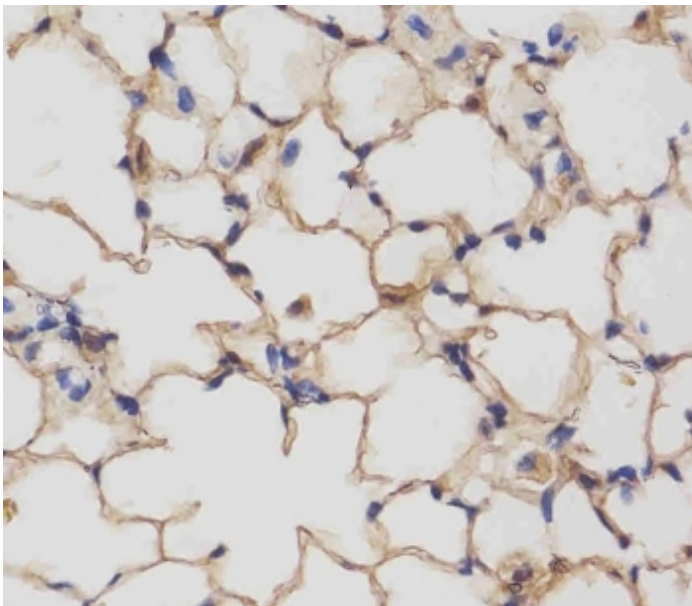
[View Online »](#)



Immunofluorescent staining of PFA-fixed mouse NIH-3T3 cells with Csf1r antibody (green), Phalloidin (red) and DAPI nuclear stain (blue).



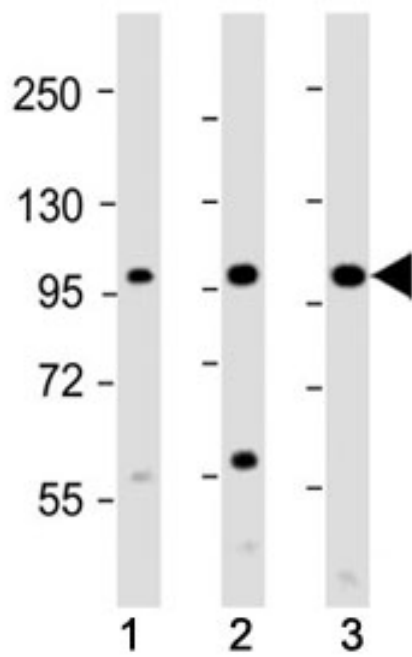
Csf1r antibody immunohistochemistry analysis in formalin fixed and paraffin embedded mouse cerebellum tissue.




IHC testing of FFPE mouse lung tissue with Csf1r antibody at 1:25 dilution. HIER: steamed antigen retrieval with pH6 citrate buffer.



Csf1r antibody western blot analysis in mouse heart tissue lysate. Predicted molecular weight: 106-116 kDa.



Csfr1 antibody western blot analysis in 1) mouse skeletal muscle, 2) rat skeletal muscle and 3) mouse heart tissue lysate. Predicted molecular weight: 106-116 kDa.



Western blot testing of 1) mouse heart, 2) mouse skeletal muscle and 3) rat skeletal muscle lysate with Csfr1 antibody. Predicted molecular weight: 106-116 kDa.

Handling & Storage

| | |
|-------------------|---|
| Handling | Aliquot the Csf1r antibody and store frozen at -20°C or colder. Avoid freeze/thaw cycles. |
| Long Term Storage | -20°C |
| Shipping | Blue Ice |

Regulatory Status

RUO - Research Use Only

Product Details

| | |
|--|--|
| Alternative Name | CSF-1 receptor, Macrophage colony-stimulating factor 1 receptor, M-CSF-R, Proto-oncogene c-Fms, CD115 |
| Application | ELISA, IF, IHC, WB |
| Formulation | Liquid. In 1X PBS, pH 7.4, containing 0.09% sodium azide. |
| Host | Rabbit |
| Immunogen | Mouse Csf1r (aa 895-923). |
| Isotype | Ig |
| Purity Detail | Antigen affinity purified. |
| Recommendation Dilutions/Conditions | Immunofluorescence (1:25)Immunohistochemistry (paraffin sections) (1:10-1:50)Western blot (1:1,000)Suggested dilutions/conditions may not be available for all applications.Optimal conditions must be determined individually for each application. |
| Species Reactivity | Mouse, Rat |
| UniProt ID | P09581 |
| Worry-free Guarantee | This antibody is covered by our Worry-Free Guarantee . |



ENZO LIFE SCIENCES,
INC.
Phone: 800.942.0430
[info-
usa@enzolifesciences.com](mailto:info-usa@enzolifesciences.com)

European Sales Office
ENZO LIFE SCIENCES
(ELS) AG
Phone: +41 61 926 8989
[info-
eu@enzolifesciences.com](mailto:info-eu@enzolifesciences.com)

Belgium, The Netherlands
& Luxembourg
Phone: +32 3 466 0420
[info-
fr@enzolifesciences.com](mailto:info-fr@enzolifesciences.com)

France
Phone: +33 472 440 655
[info-
fr@enzolifesciences.com](mailto:info-fr@enzolifesciences.com)

Germany
Phone: +49 7621 5500 526
[info-
de@enzolifesciences.com](mailto:info-de@enzolifesciences.com)

UK & Ireland
Phone (UK customers):
0845 601 1488
Phone: +44 1392 825900
[info-
uk@enzolifesciences.com](mailto:info-uk@enzolifesciences.com)