Complement component C5 polyclonal antibody

This antibody is covered by our Worry-Free Guarantee.

Ordering Information

Order Online »

ENZ-ABS873-0400	0.4ml

Manuals, SDS & CofA

View Online »

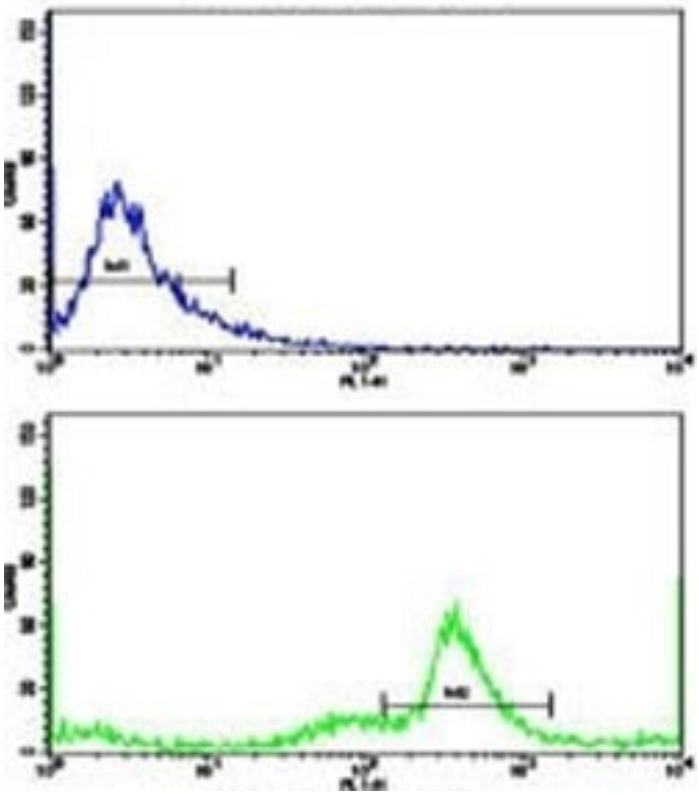

Flow cytometric analysis of MDA-231 cells using C5 antibody (green) compared to a negative control (blue). FITC-conjugated goat-anti-rabbit secondary Ab was used for the analysis.

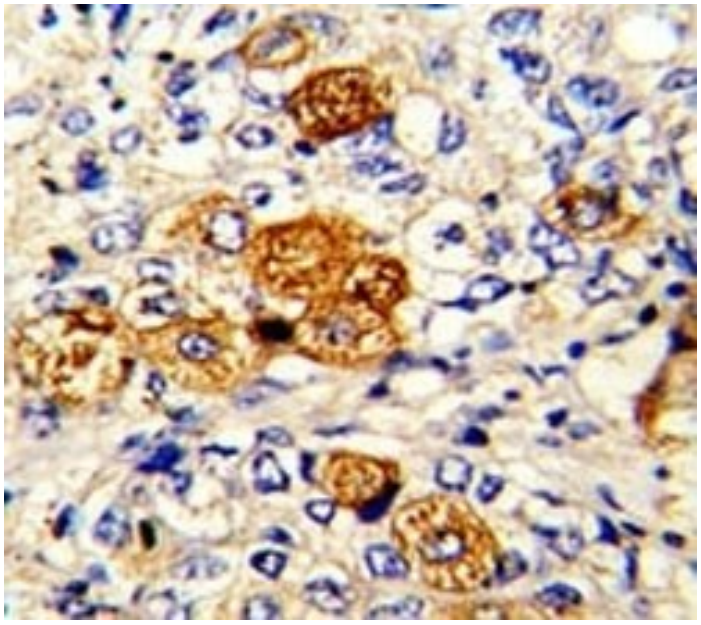

IHC analysis of FFPE human breast carcinoma with C5 antibody



Western blot analysis of C5 antibody and HL-60 lysate

Handling & Storage

Handling	Aliquot the C5 antibody and store frozen at -20°C or colder. Avoid freeze/thaw cycles.
Long Term Storage	-20°C
Shipping	Blue Ice

Regulatory Status

RUO - Research Use Only

Product Details

Application	ELISA, Flow Cytometry, IHC, WB
Formulation	Liquid. In 1X PBS, pH 7.4, containing 0.09% sodium azide.
Host	Rabbit
Immunogen	Human C5 (aa 253-281).
Isotype	Ig
Purity Detail	Antigen affinity purified.
Recommendation Dilutions/Conditions	Flow Cytometry (1:10-1:50)Immunohistochemistry (paraffin sections) (1:50-1:100)Western blot (1:1,000)Suggested dilutions/conditions may not be available for all applications.Optimal conditions must be determined individually for each application.
Species Reactivity	Human
UniProt ID	P01031
Worry-free Guarantee	**This antibody is covered by our Worry-Free Guarantee .**

Last modified: July 12, 2024

ENZO LIFE SCIENCES, INC.
Phone: 800.942.0430
info-usa@enzolifesciences.com

European Sales Office
ENZO LIFE SCIENCES (ELS) AG
Phone: +41 61 926 8989
info-eu@enzolifesciences.com

Belgium, The Netherlands & Luxembourg
Phone: +32 3 466 0420
info-be@enzolifesciences.com

France
Phone: +33 472 440 655
info-fr@enzolifesciences.com

Germany
Phone: +49 7621 5500 526
info-de@enzolifesciences.com

UK & Ireland
Phone (UK customers): 0845 601 1488
Phone: +44 1392 825900
info-uk@enzolifesciences.com

For local distributors and detailed product information visit us online: enzo.com All product names, logos, and brands are the property of their respective owners.