

BCMA (human) monoclonal antibody (Vicky-1)

BCMA (B cell maturation) is a nonglycosylated integral membrane type I protein that is preferentially expressed in mature B lymphocytes and belongs structurally to the TNF receptor family. BCMA associates with BAFF, APRIL, TNF receptor-associated factor (TRAF) 1, TRAF2, and TRAF3 and activates NF- κ B, Elk-1, c-Jun N-terminal kinase (JNK), and p38 mitogen-activated protein kinase. BCMA plays an important role in B cell development, function and regulation.

This antibody is covered by our [Worry-Free Guarantee](#).

Citations: 9

[View Online »](#)

Ordering Information

[Order Online »](#)

ALX-804-151-C100	100 μ g
------------------	-------------

Manuals, SDS & CofA

[View Online »](#)

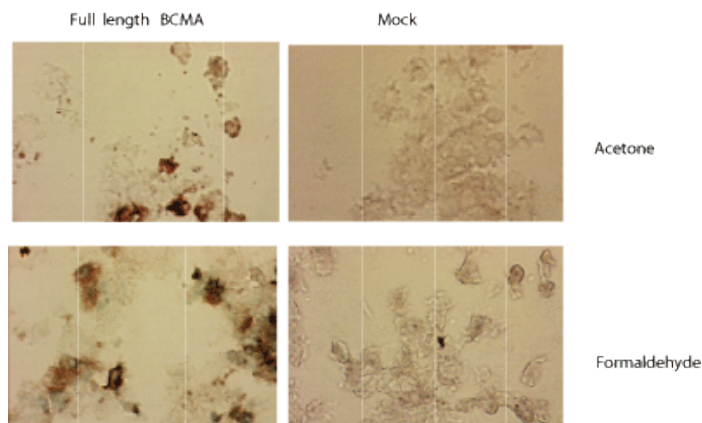


Figure: Immunostaining of HEK 293 cells transfected with a human BCMA expression plasmid (left panel), or mock transfected (right panel). **Method:** 3 days after transfection of cells with the indicated constructs, cells were fixed with acetone or 4% formaldehyde for 5 min. at room temperature. Slides were blocked with normal IgG, and incubated for 1 hour with 5µg/ml MAb to BCMA (human) (Vicky-1) (Prod. No. ALX-804-151) in 1% BSA in 1x PBS. After washes in PBS, samples were incubated with the secondary antibody for 1 hour, washed in PBS and revealed with StreptABComplex/HRP (Vector) and AEC.

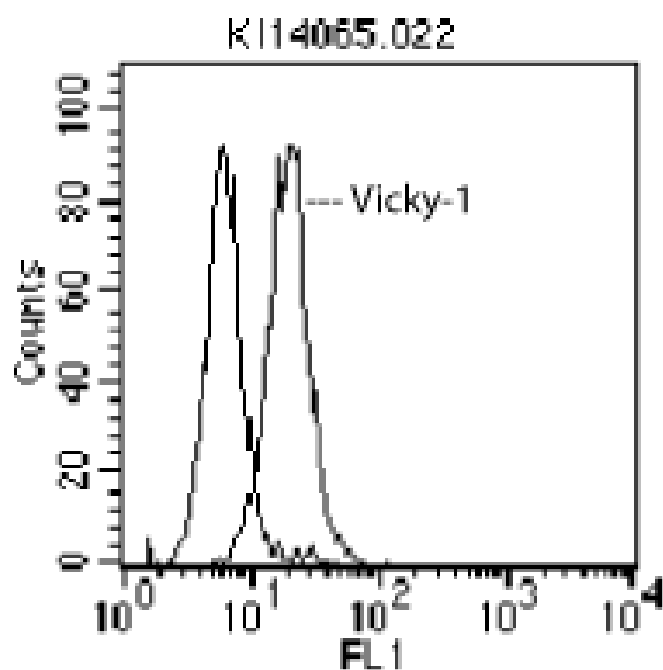
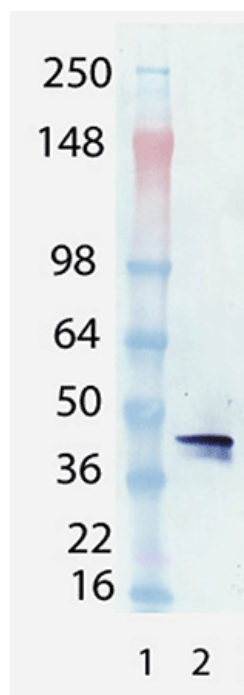


Figure: Detection of endogenous human BCMA with MAb to BCMA (human) (Vicky-1) (Prod. No. ALX-804-151). **Method:** U266 cells (2×10^5) were incubated on ice for 30 min. with 0.2µg of MAb to BCMA (human) (Vicky-1) or an isotype control in 25µl FACS buffer (PBS, 5% fetal calf serum, 0.02% azide). The primary antibody was revealed with PAb to Rat IgG (R-PE) and then analyzed by flow cytometry.



Western blot analysis of BCMA (human) mAb (Vicky-1) (Prod. No. ALX-804-151): Lane 1: MW marker, Lane 2: BCMA (h):Fc (h) (recombinant) (Prod. No. ALX-522-026).

Handling & Storage

Handling	Avoid freeze/thaw cycles.
Short Term Storage	-20°C
Long Term Storage	-20°C
Shipping	Blue Ice

Regulatory Status

RUO - Research Use Only

Product Details

Alternative Name	B cell maturation protein, TNFRSF 17, CD269
Application	ELISA, Flow Cytometry, FUNC, ICC, WB
Application Notes	Functional Application: blocks binding of BAFF to human BCMA.
Clone	Vicky-1
Crossreactivity	Does not cross-react with mouse BCMA.
Formulation	Liquid. In PBS containing 0.02% sodium azide.
Host	Rat
Immunogen	Recombinant human BCMA extracellular domain (aa 2-54) (Prod. No. ALX-522-026).
Isotype	IgG1
Purity Detail	Protein G-affinity purified.
Recommendation Dilutions/Conditions	Western Blot (1:1,000, colorimetric)Suggested dilutions/conditions may not be available for all applications.Optimal conditions must be determined individually for each application.
Source	Purified from ascites.
Species Reactivity	Human
UniProt ID	Q02223

Worry-free Guarantee

This antibody is covered by our [Worry-Free Guarantee](#).



ENZO LIFE SCIENCES,
INC.
Phone: 800.942.0430
[info-
usa@enzolifesciences.com](mailto:info-usa@enzolifesciences.com)

European Sales Office
ENZO LIFE SCIENCES
(ELS) AG
Phone: +41 61 926 8989
[info-
eu@enzolifesciences.com](mailto:info-eu@enzolifesciences.com)

Belgium, The Netherlands
& Luxembourg
Phone: +32 3 466 0420
[info-
be@enzolifesciences.com](mailto:info-be@enzolifesciences.com)

France
Phone: +33 472 440 655
[info-
fr@enzolifesciences.com](mailto:info-fr@enzolifesciences.com)

Germany
Phone: +49 7621 5500 526
[info-
de@enzolifesciences.com](mailto:info-de@enzolifesciences.com)

UK & Ireland
Phone (UK customers):
0845 601 1488
Phone: +44 1392 825900
[info-
uk@enzolifesciences.com](mailto:info-uk@enzolifesciences.com)