

β-Catenin recombinant monoclonal antibody (021)

This antibody is covered by our [Worry-Free Guarantee](#).

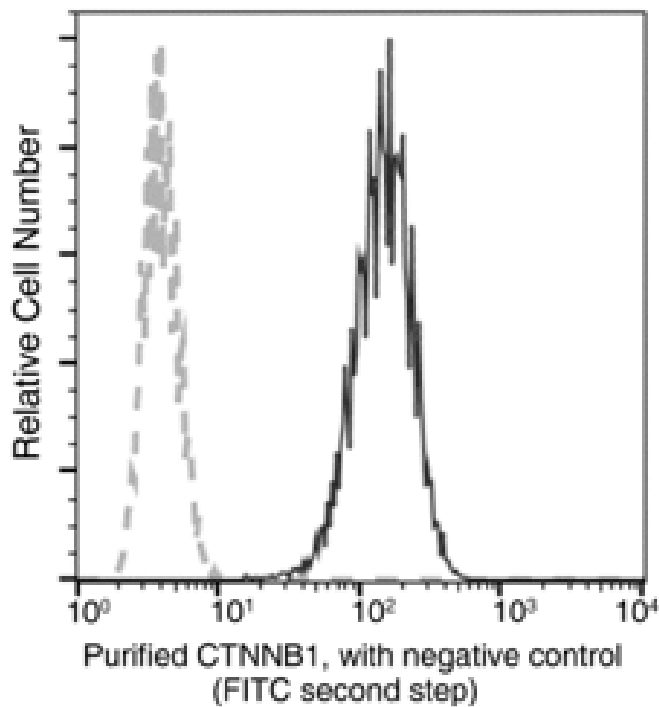
Ordering Information

[Order Online »](#)

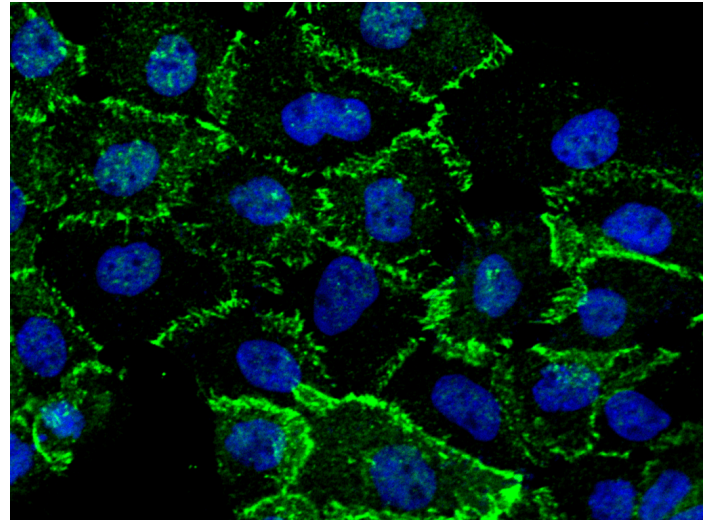
ENZ-ABS978-0100	100μl
-----------------	-------

Manuals, SDS & CofA

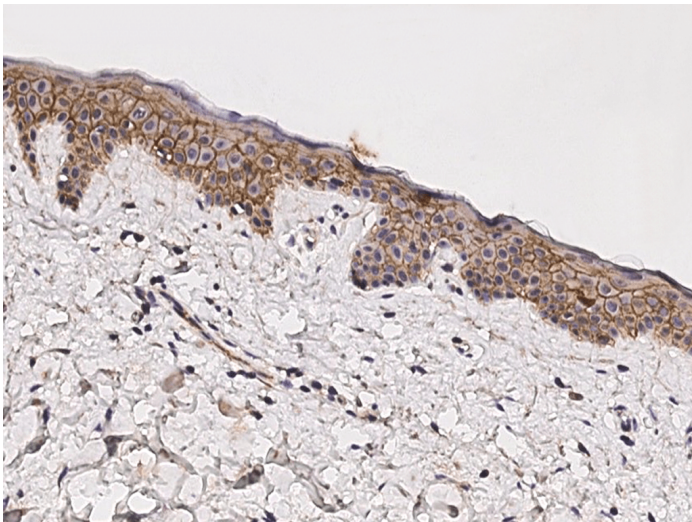
[View Online »](#)



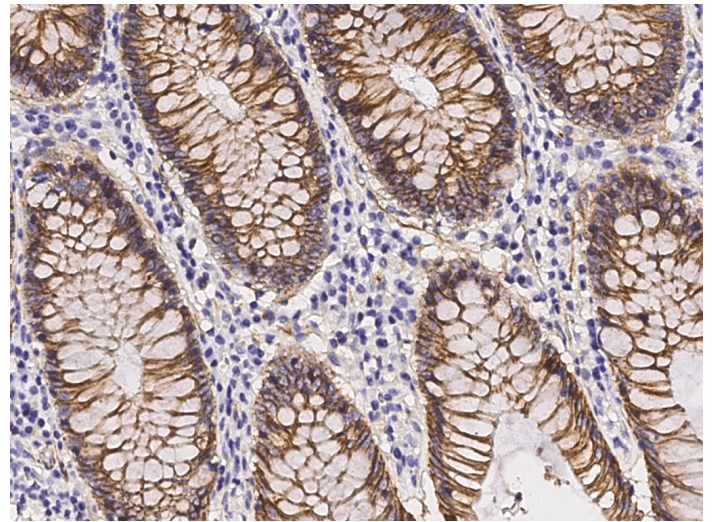
Flow cytometric analysis of Human CTNNB1 (β -Catenin) expression on Hela cells. The cells were treated and stained with purified anti-Human CTNNB1 (β -Catenin), then a FITC-conjugated second step antibody. The fluorescence histograms were derived from gated events with the forward and side light-scatter characteristics of intact cells.



Immunofluorescence staining of Human CTNNB1 in A431 cells. Cells were fixed with 4% PFA, permeabilized with 0.3% Triton X-100 in PBS, blocked with 10% serum, and incubated with rabbit anti-Human CTNNB1 monoclonal antibody (1:60) at 4 °C overnight. Then cells were stained with the Alexa Fluor® 488-conjugated Goat Anti-rabbit IgG secondary antibody (green) and counterstained with DAPI (blue). Positive staining was localized to cells membrane.



Immunochemical staining of human CTNNB1 in human skin with rabbit monoclonal antibody (1:200, formalin-fixed paraffin embedded sections).



Immunochemical staining of human CTNNB1 in human colon with rabbit monoclonal antibody (1:200, formalin-fixed paraffin embedded sections).

Handling & Storage

Handling	Protected from light. Avoid freeze-thaw cycles.
Long Term Storage	-20°C
Shipping	Blue Ice

Regulatory Status

RUO - Research Use Only

Product Details

Alternative Name	CTNNB1
Application	ELISA, Flow Cytometry, ICC, IF, IHC (PS)
Clone	021
Formulation	Liquid. 0.2 µm filtered solution in PBS. Preservative free.
Host	Rabbit
Immunogen	Recombinant human beta-Catenin / CTNNB1 protein.
Isotype	IgG
Purity Detail	Protein A purified.
Recommendation Dilutions/Conditions	ELISA (1:5'000-1:10'000)Flow Cytometry (1:25-1:100)Immunocytochemistry (1:20-1-100)Immunofluorescence (1:20-1:100)Immunohistochemistry (paraffin sections) (1:100-1:500)Suggested dilutions/conditions may not be available for all applications.Optimal conditions must be determined individually for each application.
Species Reactivity	Human

Worry-free Guarantee

This antibody is covered by our [Worry-Free Guarantee](#)



ENZO LIFE SCIENCES,
INC.
Phone: 800.942.0430
[info-](mailto:info-usa@enzolifesciences.com)

European Sales Office
ENZO LIFE SCIENCES
(ELS) AG
Phone: +41 61 926 8989
[info-](mailto:info-eu@enzolifesciences.com)

Belgium, The Netherlands
& Luxembourg
Phone: +32 3 466 0420
[info-](mailto:info-fr@enzolifesciences.com)
be@enzolifesciences.com

France
Phone: +33 472 440 655
[info-](mailto:info-fr@enzolifesciences.com)
fr@enzolifesciences.com

Germany
Phone: +49 7621 5500 526
[info-](mailto:info-de@enzolifesciences.com)
de@enzolifesciences.com

UK & Ireland
Phone (UK customers):
0845 601 1488
Phone: +44 1392 825900
[info-](mailto:info-uk@enzolifesciences.com)
uk@enzolifesciences.com

Last modified: September 17, 2024