

α IIb integrin polyclonal antibody

This antibody is covered by our [Worry-Free Guarantee](#).

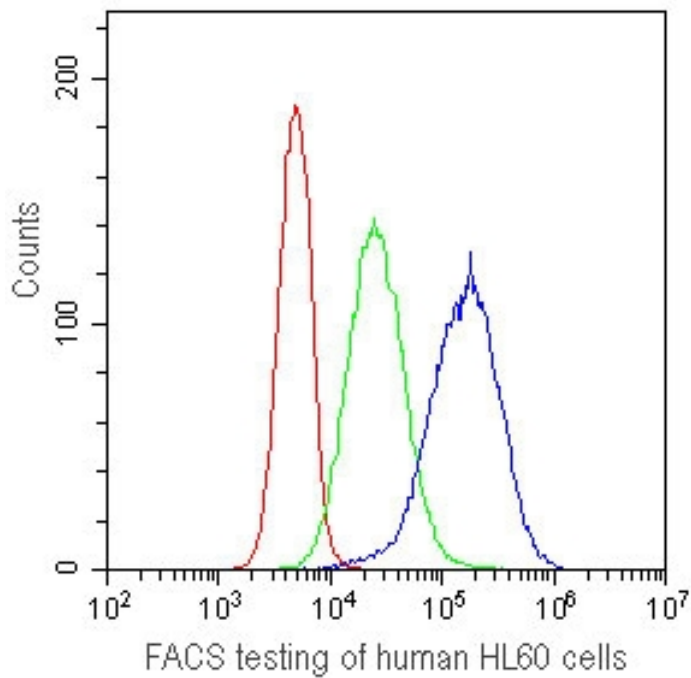
Ordering Information

[Order Online »](#)

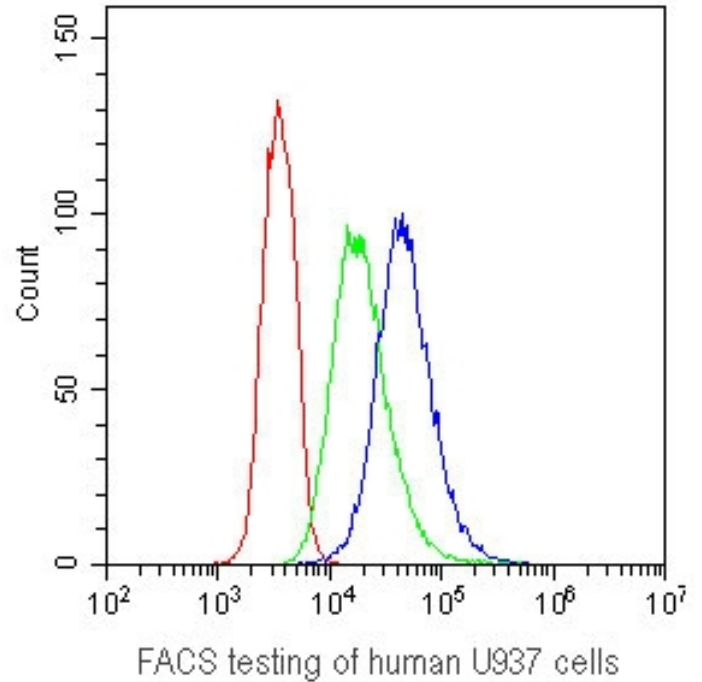
ENZ-ABS879-0100	100µg
-----------------	-------

Manuals, SDS & CofA

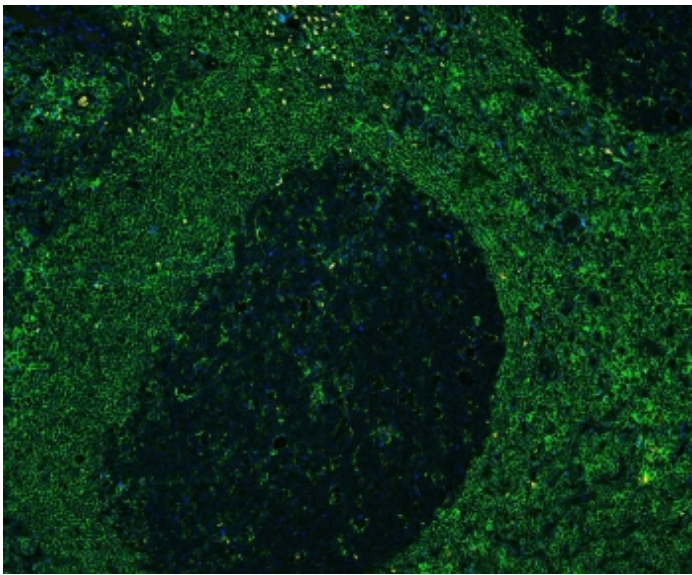
[View Online »](#)



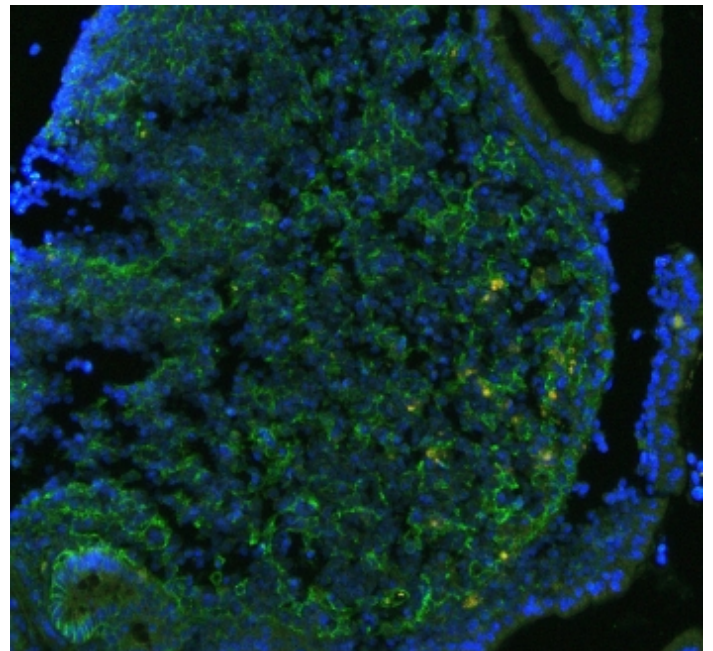
FACS testing of human HL60 cells with CD41 antibody at $1\mu\text{g}/10^6$ cells. CD41 antibody (blue), isotype control (green), cells alone (red).



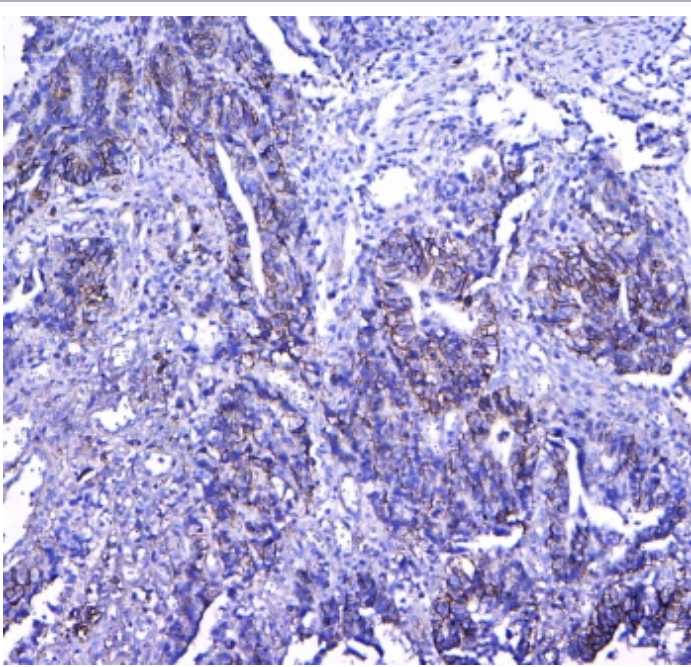
Flow cytometry testing of human U937 cells with CD41 antibody at $1\mu\text{g}/10^6$ cells. CD41 antibody (blue), isotype control (green), cells alone (red).



Immunofluorescent staining of FFPE human tonsil tissue with CD41 antibody at $1\mu\text{g}/\text{ml}$ and DAPI nuclear stain (blue). HIER: boil tissue sections in pH6, 10mM citrate buffer, for 10-20 min and allow to cool before testing.



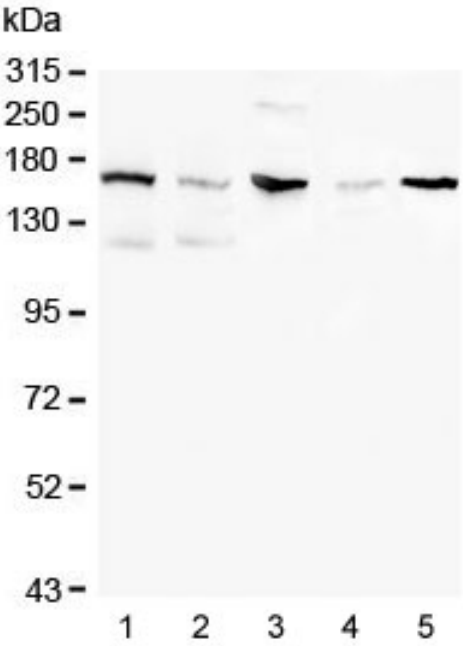
Immunofluorescent staining of FFPE mouse lymph tissue with CD41 antibody (green) at $1\mu\text{g}/\text{ml}$ and DAPI nuclear stain (blue). HIER: steam section in pH6 citrate buffer for 20 min.



IHC testing of FFPE human rectal cancer tissue with CD41 antibody at 1µg/ml. Required HIER: steam section in pH6 citrate buffer for 20 min and allow to cool prior to testing.



IHC testing of FFPE human breast cancer tissue with CD41 antibody at 1µg/ml. Required HIER: steam section in pH6 citrate buffer for 20 min and allow to cool prior to testing.



Western blot testing of 1) human K562, 2) human Raji, 3) rat testis, 4) rat brain and 5) mouse brain lysate with CD41 antibody at 0.5µg/ml. Expected molecular weight ~120 kDa (alpha chain) and ~23 kDa (beta chain).

Handling & Storage

Use/Stability	After reconstitution, the CD41 antibody can be stored for up to one month at +4°C. For long-term, aliquot and store at -20°C.
Handling	Avoid freeze/thaw cycles.
Long Term Storage	-20°C
Shipping	Blue Ice

Regulatory Status

RUO - Research Use Only

Product Details

Alternative Name	ITGA2B, GPaIIb, Platelet membrane glycoprotein IIb
Application	ELISA, Flow Cytometry, IF, IHC (PS), WB
Formulation	Lyophilized from 1X PBS containing 2% Trehalose and 0.025% sodium azide.
Host	Rabbit
Immunogen	Recombinant human CD41 (aa 32-263).
Isotype	IgG
Purity Detail	Antigen affinity purified.
Recommendation Dilutions/Conditions	ELISA (direct) (0.1-0.5µg/ml)Flow Cytometry (1-3µg/million cells)Immunofluorescence (1-2µg/ml)Immunohistochemistry (FFPE) (1-2µg/ml)Western blot (0.5-1µg/ml)Suggested dilutions/conditions may not be available for all applications.Optimal conditions must be determined individually for each application.
Species Reactivity	Human, Mouse, Rat
UniProt ID	P08514

Worry-free Guarantee This antibody is covered by our [Worry-Free Guarantee](#).



ENZO LIFE SCIENCES,
INC.
Phone: 800.942.0430
[info-
usa@enzolifesciences.com](mailto:info-usa@enzolifesciences.com)

European Sales Office
ENZO LIFE SCIENCES
(ELS) AG
Phone: +41 61 926 8989
[info-
eu@enzolifesciences.com](mailto:info-eu@enzolifesciences.com)

Belgium, The Netherlands
& Luxembourg
Phone: +32 3 466 0420
[info-
fr@enzolifesciences.com](mailto:info-fr@enzolifesciences.com)

France
Phone: +33 472 440 655
[info-
fr@enzolifesciences.com](mailto:info-fr@enzolifesciences.com)

Germany
Phone: +49 7621 5500 526
[info-
de@enzolifesciences.com](mailto:info-de@enzolifesciences.com)

UK & Ireland
Phone (UK customers):
0845 601 1488
Phone: +44 1392 825900
[info-
uk@enzolifesciences.com](mailto:info-uk@enzolifesciences.com)